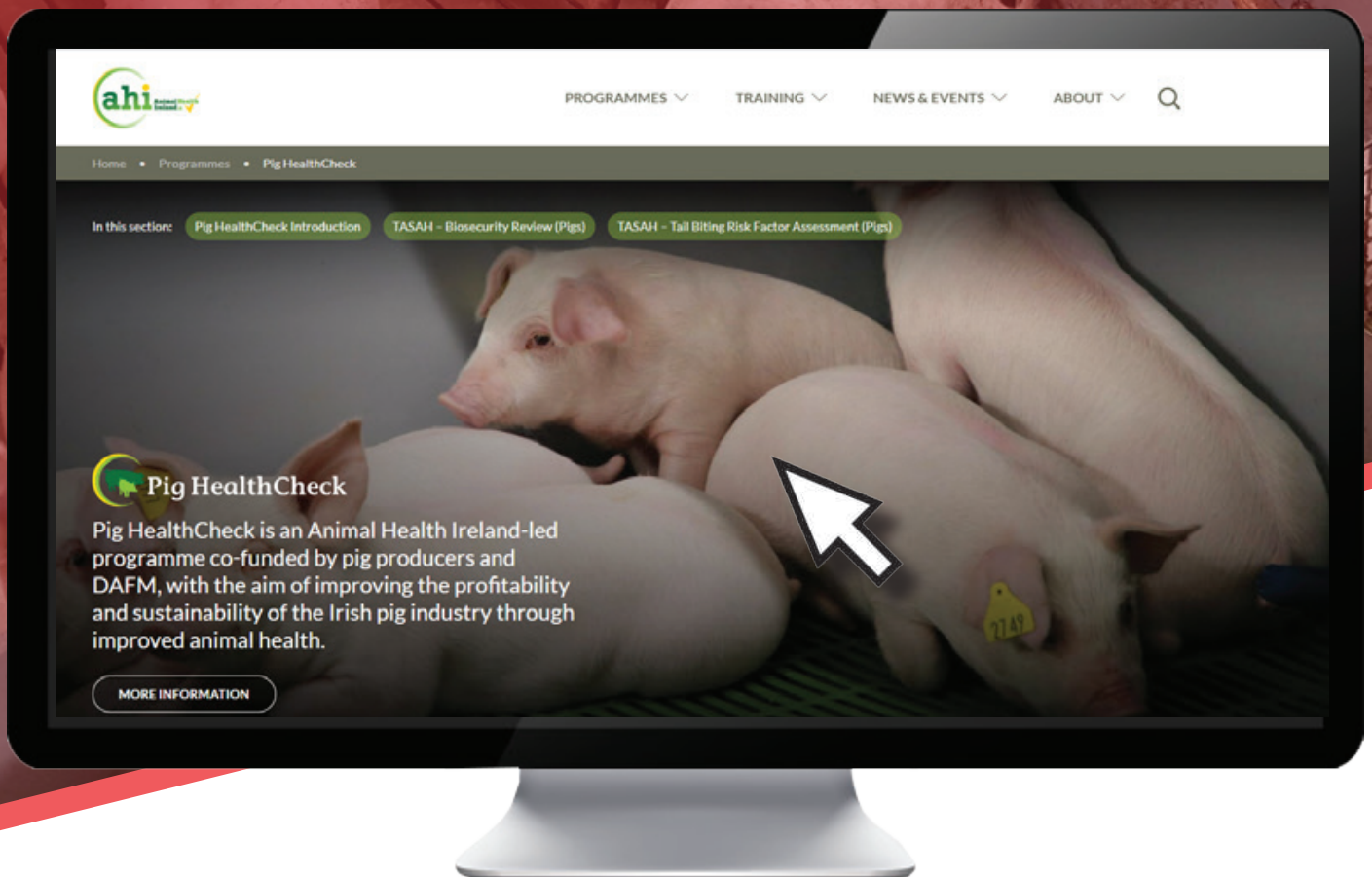


www.PigHealthCheck.ie

STEP-BY-STEP GUIDE TO VIEWING DATA ON THE PIG HEALTHCHECK DATABASE



PHCGUIDEDATA 02.05.2023



An Roinn Talmhaíochta,
Bia agus Mara
Department of Agriculture,
Food and the Marine



Bord Bia
Irish Food Board



STEP-BY-STEP GUIDE TO VIEWING DATA ON THE PIG HEALTHCHECK DATABASE

CONTENTS

SECTION 1 ACCESS AND USER PROFILE	03
SECTION 2 OVERVIEW DASHBOARD	04
SECTION 3 TO VIEW BIOSECURITY DATA	05
SECTION 4 CREATE A BIOSECURITY REPORT	10
SECTION 5 TO VIEW ANIMAL WELFARE DATA	12
SECTION 6 CREATE A ANIMAL WELFARE REPORT	20
SECTION 7 MY DATA AND DATA PERMISSIONS	22

ACCESS AND USER PROFILE

www.pighealthcheck.ie

- Login at www.pighealthcheck.ie
- Click on **Forget Password** to set up your password.
- The username is your herd number and the email address is the email address you have provided to the Department of Agriculture, Food and the Marine.
- Follow the instructions and you should receive an email with a link to set up your password. Afterwards you can access the database at: www.pighealthcheck.ie.

Access Pig Health Check Database



Sign In

Pig HealthCheck is an Animal Health Ireland-led programme co-funded by pig producers and DAFM, with the aim of improving the profitability and sustainability of the Irish pig industry through improved animal health.

Sign-in to see your herd data

User Name *

Password *

Sign In

Forgot Password



OVERVIEW DASHBOARD

www.pighealthcheck.ie

- To view your data in detail, choose from one of the menus in the header.

Overview Dashboard

Overview Dashboard

Logged in as: FARMA Jim Doe

Overview

Show 10 entries Search:

Farm	Biosecurity		Animal Welfare Assessment		Salmonella	
	Date of last assessment	Overall score	Date of last assessment	% of pens where risk have been identified	Sample collection month/year	Seroprevalen
FARMA	15-SEP-21	53	15-SEP-21			

Showing 1 to 1 of 1 entries Previous 1 Next



TO VIEW BIOSECURITY DATA

www.pighealthcheck.ie

- To view your **Biosecurity** data, click on the **Biosecurity** tab and the sub-menu **Dashboard** will appear. Click on **Dashboard**.

Overview Dashboard

The screenshot shows the 'Overview Dashboard' for the 'ahh' system. The user is logged in as 'FARMA Jim Doe'. The dashboard displays a table of biosecurity data for the farm 'FARMA'. The table has columns for Farm, Biosecurity (Date of last assessment, Overall score), Animal Welfare Assessment (Date of last assessment, % of pens where risk have been identified), and Salmonella (Sample collection month/year, Seroprevalen). The data row shows a biosecurity assessment on 15-SEP-21 with an overall score of 53, and an animal welfare assessment on the same date with 50% of pens at risk. The salmonella section is currently empty.

Farm	Biosecurity		Animal Welfare Assessment		Salmonella	
	Date of last assessment	Overall score	Date of last assessment	% of pens where risk have been identified	Sample collection month/year	Seroprevalen
FARMA	15-SEP-21	53	15-SEP-21	50		

TO VIEW BIOSECURITY DATA

www.pighealthcheck.ie

- The **Biosecurity Dashboard** displays several headings with the first being **Scores**. These are the scores of your most recent assessment per biosecurity section. These scores are benchmarked against the national average (calendar average). At the end of the table the agreed recommendations with your veterinary practitioner for improving biosecurity will be displayed.

Biosecurity Dashboard

ahc
DEV HOME ▾ BIOSECURITY ▾ ANIMAL WELFARE ▾ ANTE-MORTEM ▾ SALMONELLA ▾ ANTIMICROBIAL USAGE ▾

Biosecurity Dashboard (Latest Herd Data - 2021)
Logged in as: FARMA Jim Doe

		Scores	Year on Year	External Biosecurity	Internal Biosecurity
Herd	Description	Last Score	National Avg	Bottom 10%	Top 10%
FARMA	PURCHASE OF BREEDING PIGS, PIGLETS AND SEMEN	64	98	88	100
FARMA	TRANSPORT OF ANIMALS, REMOVAL OF CARCASSES AND MANURE	40	87	74	95
FARMA	FEED, WATER AND EQUIPMENT SUPPLY	100	51	37	67
FARMA	VISITORS AND FARMWORKERS	47	81	59	100
FARMA	VERMIN AND BIRD CONTROL	60	85	40	100
FARMA	LOCATION OF THE FARM	80	91	70	100
FARMA	DISEASE MANAGEMENT	40	88	40	100

Pig HealthCheck
AnimalHealthIreland.ie

The **Biosecurity Score** is split into **External Biosecurity** and **Internal Biosecurity**. Each of these are further split into six sub-sections.

The **External Biosecurity** sections include:

- Purchase of animals and semen.
- Transport of animals, removal of manure/dead animals.
- Feed, water and equipment supply.
- Personnel and visitors.
- Vermin/bird control.
- Environment and region.

The **Internal Biosecurity** sections include:

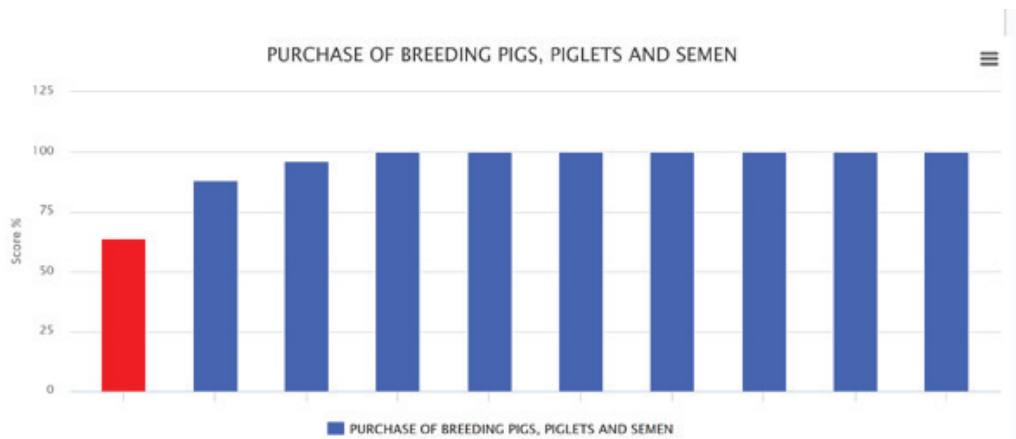
- Disease management.
- Farrowing and suckling period.
- Nursery unit management.
- Fattening unit management.
- Measures between compartments, and the use of equipment.
- Cleaning and disinfection.

TO VIEW BIOSECURITY DATA

www.pighealthcheck.ie

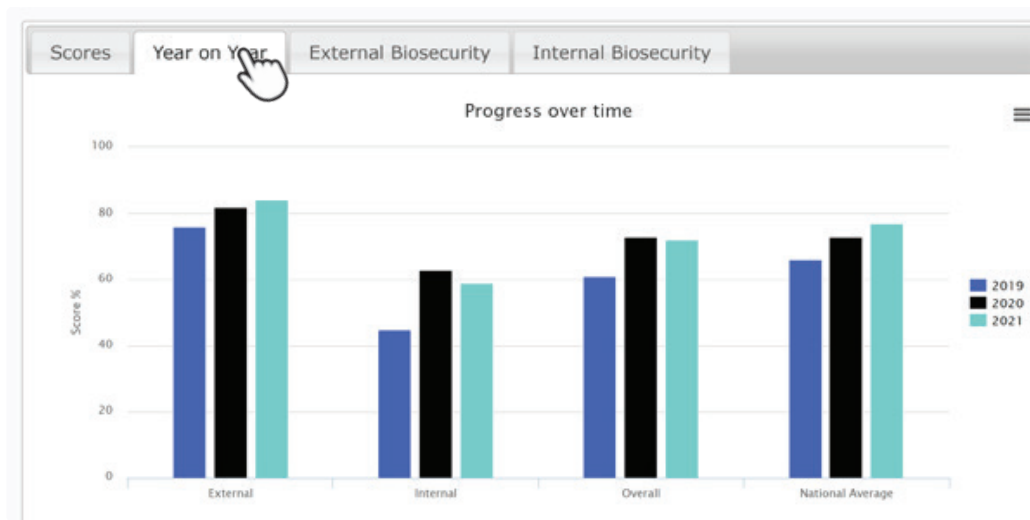
- The score for each of the sections are showed in the table. To benchmark your farm's scores against the other farms, click on the relevant section. A graph will appear with your farm's scores highlighted in red with the other farm results highlighted in blue.

Biosecurity Dashboard



- To see your progress over time, click on **Year on Year**. This screen will provide you with external, internal and overall biosecurity scores over the previous years for your farm. Your scores are then compared to the biosecurity national average over the same time period.

Biosecurity Dashboard

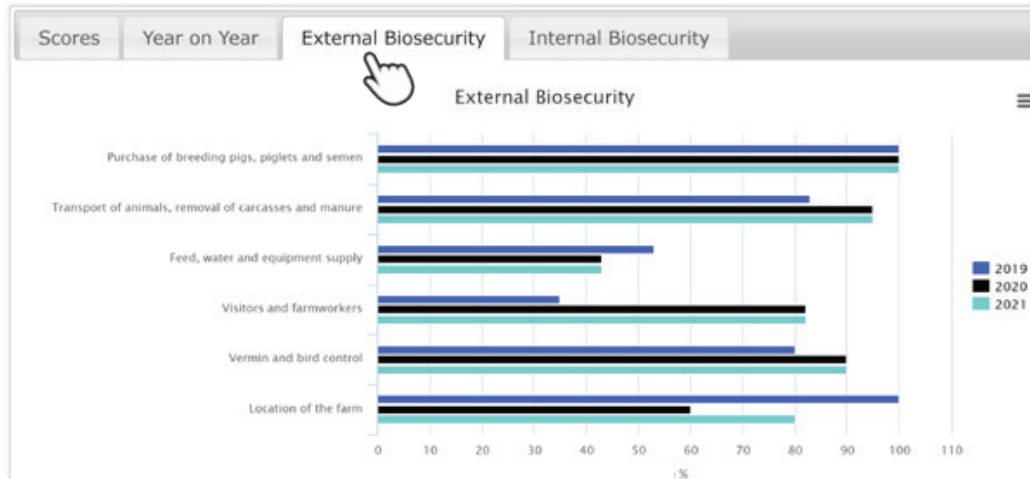


TO VIEW BIOSECURITY DATA

www.pighealthcheck.ie

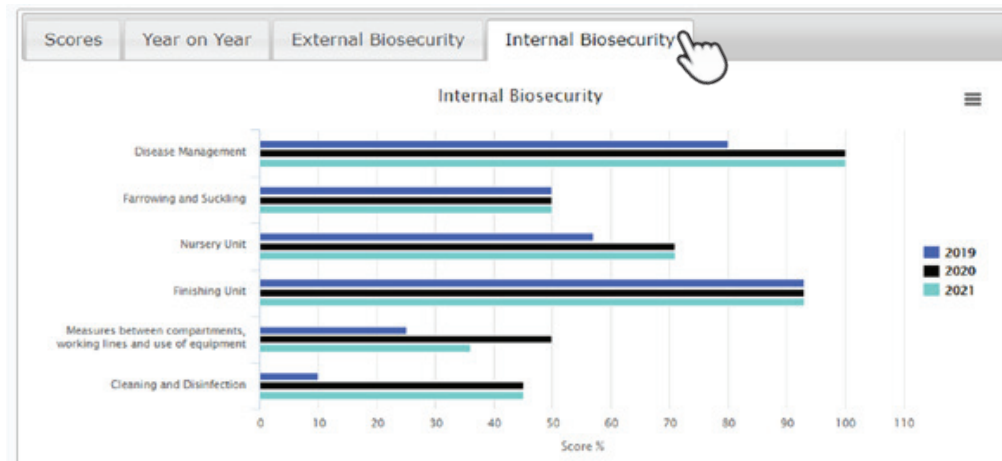
- To view your scores for **External Biosecurity**, click on the tab in the header.

External Biosecurity Dashboard



- To view your scores for **Internal Biosecurity**, click on the tab in the header.

Internal Biosecurity Dashboard

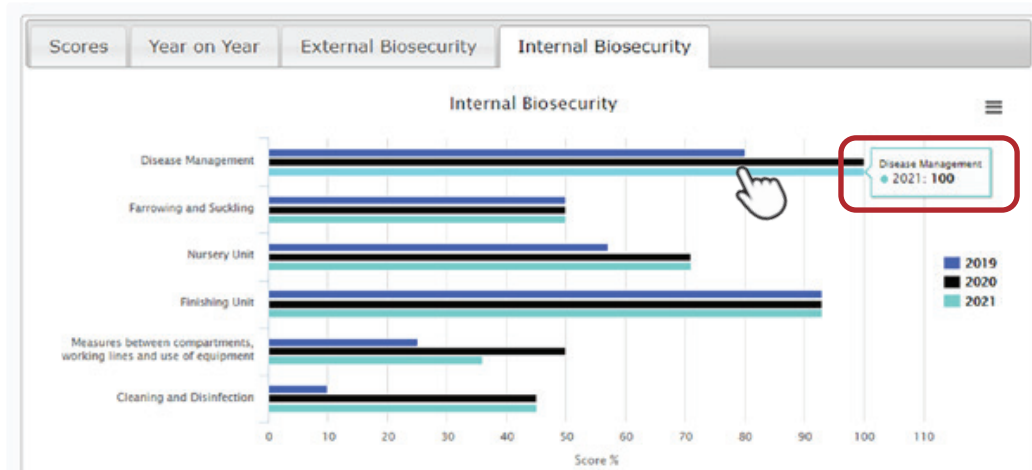


TO VIEW BIOSECURITY DATA

www.pighealthcheck.ie

- To access the score in an individual section, hover the cursor over the bar.

Internal Dashboard

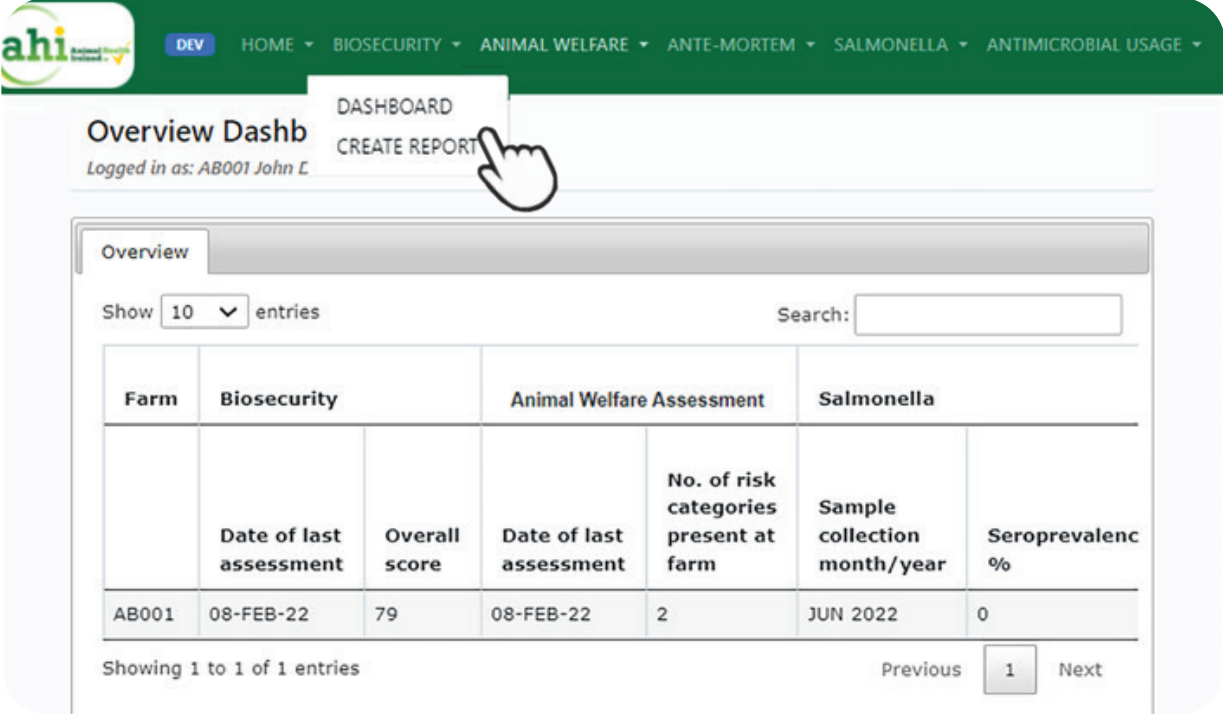


CREATE A BIOSECURITY REPORT

www.pighealthcheck.ie

- To create a report that you can use for Bord Bia audits, click on the **Biosecurity** tab and the sub-menu **Create Report** will appear. Click on **Create Report**.

Create Report



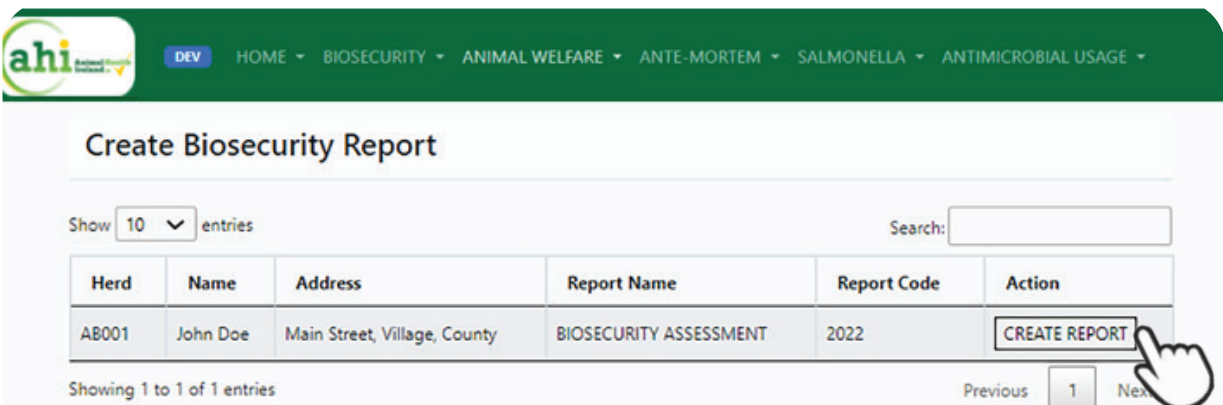
The screenshot shows the Pig HealthCheck dashboard. The navigation menu includes 'HOME', 'BIOSECURITY', 'ANIMAL WELFARE', 'ANTE-MORTEM', 'SALMONELLA', and 'ANTIMICROBIAL USAGE'. A dropdown menu is open under 'BIOSECURITY', showing 'DASHBOARD' and 'CREATE REPORT'. A hand cursor is pointing at 'CREATE REPORT'. Below the menu, the 'Overview Dashboard' is visible, showing a table with columns for Farm, Biosecurity, Animal Welfare Assessment, and Salmonella. The table contains one entry for farm AB001.

Farm	Biosecurity	Animal Welfare Assessment	Salmonella
AB001	Date of last assessment: 08-FEB-22, Overall score: 79	Date of last assessment: 08-FEB-22, No. of risk categories present at farm: 2	Sample collection month/year: JUN 2022, Seroprevalence %: 0



- Then click on **Create Report**.

Create Report



The screenshot shows the 'Create Biosecurity Report' page. It features a table with columns for Herd, Name, Address, Report Name, Report Code, and Action. A hand cursor is pointing at the 'CREATE REPORT' button in the Action column for the entry with Herd AB001.

Herd	Name	Address	Report Name	Report Code	Action
AB001	John Doe	Main Street, Village, County	BIOSECURITY ASSESSMENT	2022	CREATE REPORT



CREATE A BIOSECURITY REPORT

www.pighealthcheck.ie

- To download the report, click on **Download Biosecurity Report**. You can then save the report and print it.

Download Biosecurity Report

2022 Biosecurity Report

Logged in as: AB001 John Doe

Download Biosecurity Report

Herd Number	AB001
Owner Name	John Doe
Date of Visit	08-FEB-22
PVP Name	PVP Name
Practice Name	Practice Name

Herd	Description	Last Score	National Avg	Bottom 10%	Top 10%
AB001	PURCHASE OF BREEDING PIGS, PIGLETS AND SEMEN	100	95	66	100
AB001	TRANSPORT OF ANIMALS, REMOVAL OF CARCASSES AND MANURE	95	86	62	96
AB001	FEED, WATER AND EQUIPMENT SUPPLY	53	52	31	82
AB001	VISITORS AND FARMWORKERS	100	77	40	100
AB001	VERMIN AND BIRD CONTROL	90	86	54	100
AB001	LOCATION OF THE FARM	100	92	52	100
AB001	DISEASE MANAGEMENT	100	86	34	100
AB001	FARROWING AND SUCKLING PERIOD	36	63	34	88
AB001	NURSERY UNIT	71	68	43	87
AB001	FINISHING UNIT	100	82	41	99
AB001	MEASURES BETWEEN COMPARTMENTS, WORKING LINES AND USE OF EQUIPMENT	50	58	29	92
AB001	CLEANING AND DISINFECTION	65	61	16	97

Recommendations:

- check water quality at source once a year at least
- improve cleaning process in the fattening unit
-

Progress over time

Category	2020	2021	2022
External	85	90	90
Internal	55	60	65
Overall	70	75	78
National Averages	70	75	75

TO VIEW ANIMAL WELFARE DATA

www.pighealthcheck.ie

- To access the **Animal Welfare Dashboard**, click on **Animal Welfare** in the header and a sub-menu will appear.

ANIMAL WELFARE Dashboard

Overview Dashboard

Logged in as: AB001 JOE DOE

Farm	Biosecurity		Animal Welfare Assessment		Salmonella	
	Date of last assessment	Overall score	Date of last assessment	% of pens where risk have been identified	Sample collection month/year	Seroprevalen
FARMA	15-SEP-21	53	15-SEP-21			

Showing 1 to 1 of 1 entries

Previous 1 Next

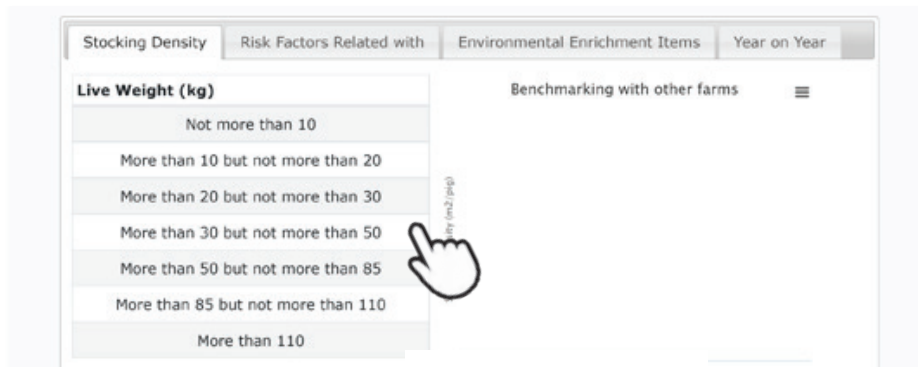
- The overview **Dashboard** screen will provide details for your farm covering various aspects of the Pig HealthCheck programme.

TO VIEW ANIMAL WELFARE DATA

www.pighealthcheck.ie

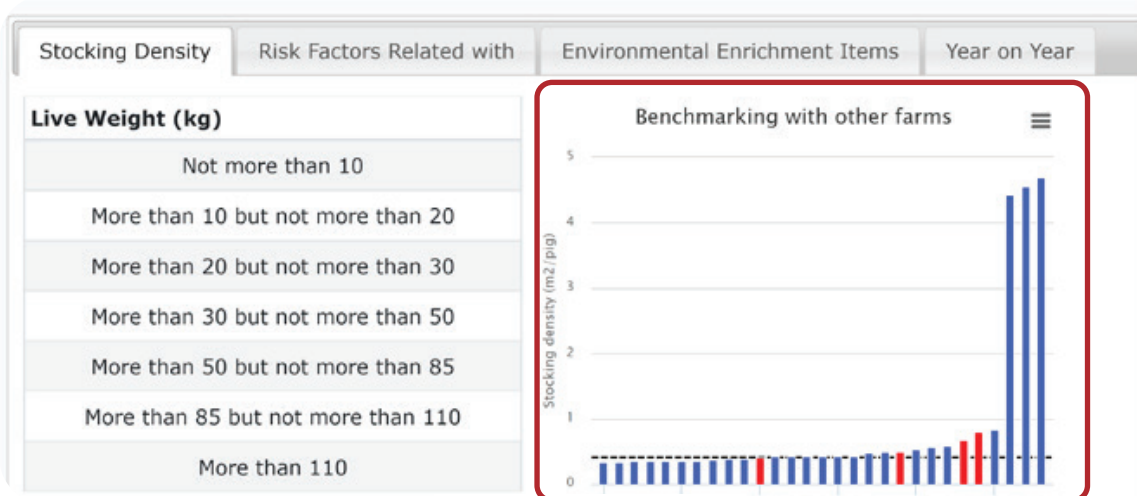
- The first tab is **Stocking Density** graphs. The stocking density has been calculated per pen assessed based on the width, length, and number of pigs in the pen. It provides the number of m²/pig in a particular pen. According to legislation there is a minimum space requirement per pig which should be provided for each pig and is set according to the pig's weight (i.e. light pigs will require less space than heavier pigs). There are seven categories of weight defined by legislation. Therefore, the graphs in this sub-menu will show your farm's results per pen and per category of weight.
- Click in the category you want to check (e.g. Change to 30 kg but no more than 50kg).

Animal Welfare Dashboard



- Your farm results will appear as red while the blue results represent farms you are benchmarked against. The example shows four pens assessed with pigs in this category and for most of those pens the m²/pig provided were higher than the minimum required by law (black dotted horizontal line in the graph). The bars in the graph are ordered from the lowest value (left) to highest value (right).

Animal Welfare Dashboard



TO VIEW ANIMAL WELFARE DATA

www.pighealthcheck.ie

- If you hover over one of the bars you will see the specific pen stocking density result (example shown is for a pen with 0.8 m²/pig).
- On the same screen scroll down, you will be able to view the stocking density results (m²/pig) for each pen assessed on your farm.

Animal Welfare Dashboard

Animal Welfare Dashboard

Latest Herd Data - Animal Welfare 2023

Stocking Density Risk Factors Related with Environmental Enrichment Items Year on Year

Live Weight (kg)

Not more than 10
More than 10 but not more than 20
More than 20 but not more than 30
More than 30 but not more than 50
More than 50 but not more than 85
More than 85 but not more than 110
More than 110

Your Assessment Results

Pen	Type Of Pigs	Stocking Density
3	More than 30 but not more than 50	.4
5	More than 85 but not more than 110	.48
2	More than 30 but not more than 50	.5
4	More than 30 but not more than 50	.67
6	More than 85 but not more than 110	.8
1	More than 30 but not more than 50	.8

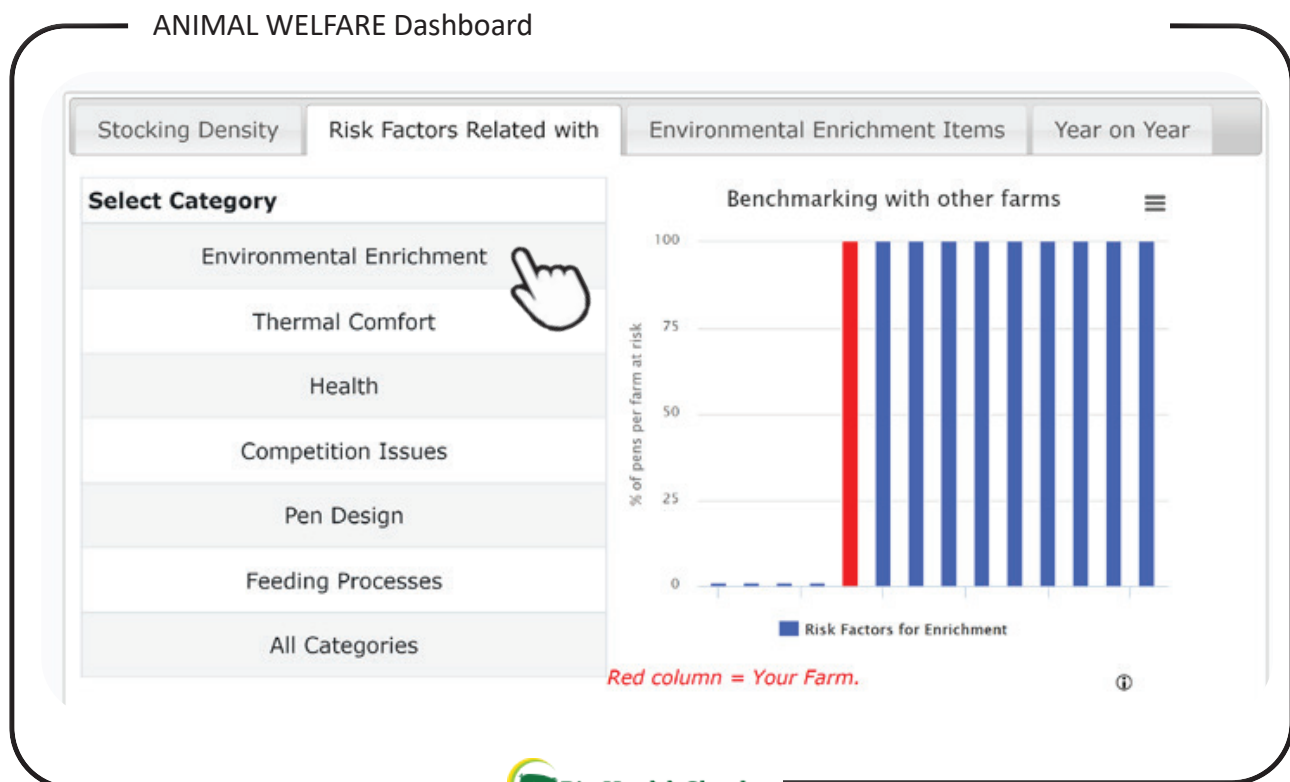


TO VIEW ANIMAL WELFARE DATA

www.pighealthcheck.ie

TO VIEW THE RISK FACTORS PER FARM

- There are six categories of risk factors that are assessed by the PVPs while performing the risk factor assessment for pig welfare.
 - Risk factors related to environmental enrichment.
 - Risk factors related to thermal comfort.
 - Risk factors related with animal health.
 - Risk factors related with competition issues.
 - Risk factors related with pen design.
 - Risk factors related with feeding processes.
- The tab **Risk Factors Related with** you can see your farm results benchmarked against other farms in each of the risk categories and across all the risk factor categories.
- Using the example **Environmental Enrichment** the graph that appears will show the proportion of pens assessed showing risks for environmental enrichment. In the case below, the farm represented by the red bar had six out of six pens showing risks for this category. For the other farms (blue bars), most of the pens assessed had risk factors for this category.

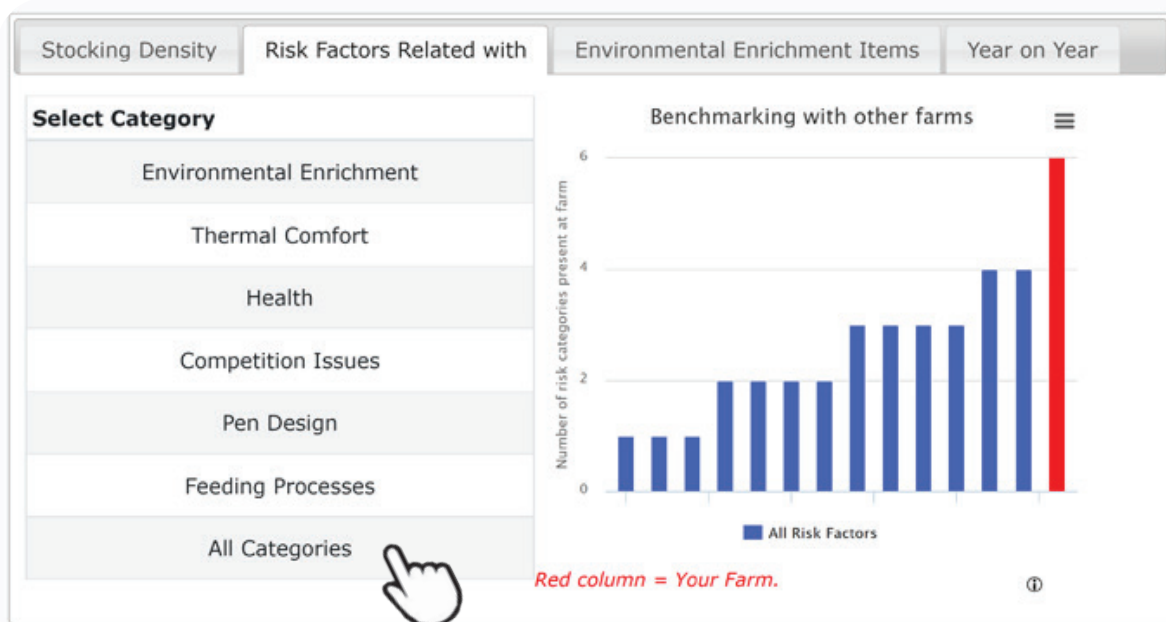


TO VIEW ANIMAL WELFARE DATA

www.pighealthcheck.ie

- Click on **All Categories**, a graph will appear showing the number of risk factors categories identified on-farm. In this case the farm represented by the red bar had six risk categories identified on-farm.

ANIMAL WELFARE Dashboard



TO VIEW ANIMAL WELFARE DATA

www.pighealthcheck.ie

TO VIEW THE NUMBER OF ENRICHMENT ITEMS PER PEN

- The **Environmental Enrichment Items** allows you to benchmark your farm against other farms for the number of environmental enrichment items per pen. This is broken down into several categories of enrichment materials: **Optimal**, **Suboptimal** and **Marginal**.
- Using the **Marginal** category as an example, when you click on the tab a graph will appear displaying the number of items per pen. In this example the farm has four pens with environmental enrichment material classified as belonging to the **Marginal** category.
- On the same screen scroll down you will be able to view a table with the number of enrichment items per type of enrichment for the pens assessed on your farm.

ANIMAL WELFARE Dashboard

Stocking Density
Risk Factors Related with
Environmental Enrichment Items
Year on Year

Select Category

Optimal

Suboptimal

Marginal

Optimal, Suboptimal and Marginal ☰

Red column = Your Pen.

Type of Enrichment (number of items)

Pen	Marginal	Suboptimal	Optimal
1	0	0	0
2	5	0	0
3	2	1	0
4	3	0	0
5	1	0	0
6	0	0	0

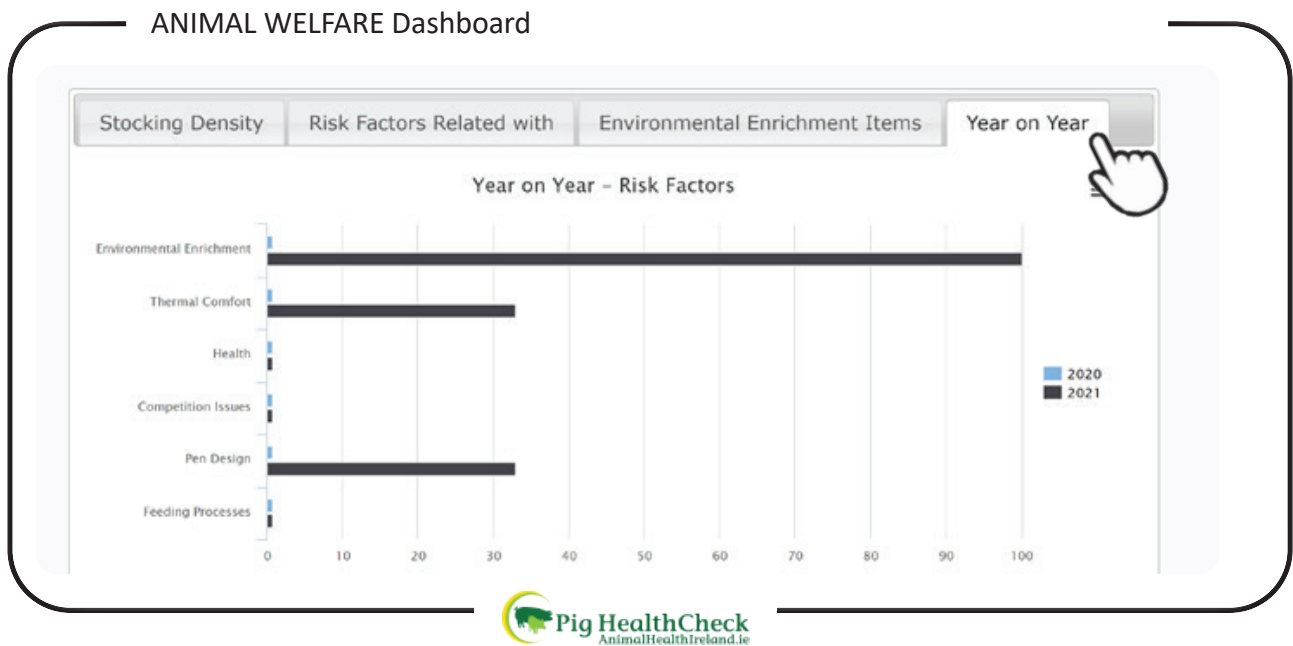


TO VIEW ANIMAL WELFARE DATA

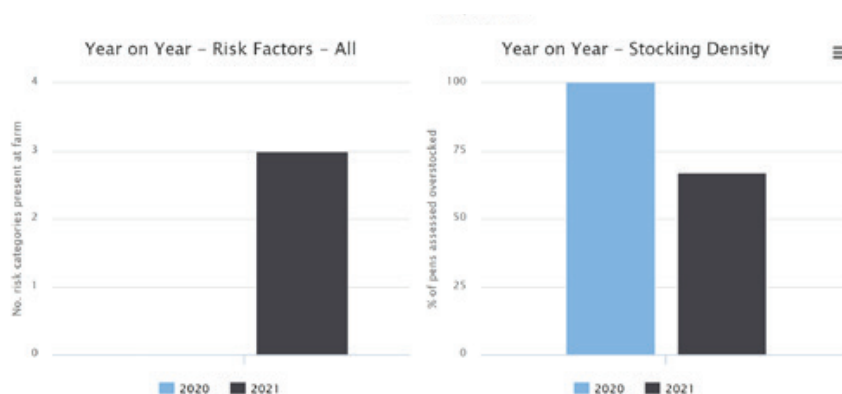
www.pighealthcheck.ie

TO VIEW YEAR ON YEAR RESULTS

- Click on the tab **Year on Year** and several graphs appear. The first graph displays the percentage of pens assessed showing risk factors per category of risk over time for the farm.



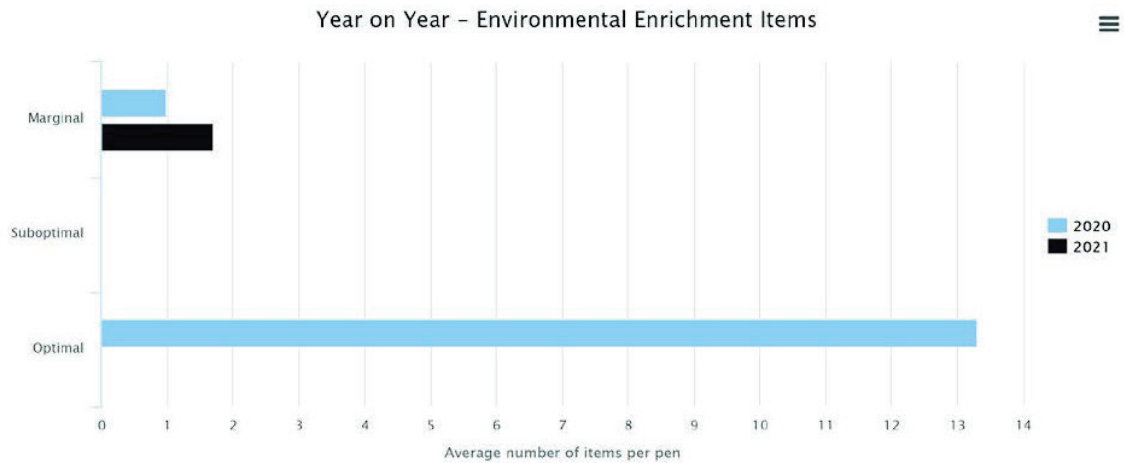
- On the same screen scroll down you will be able to view further graphs. The graph in the left displays the number of risk categories present at farm level over time (maximum of categories is six). While the graph in the right displays the percentage of pens assessed with overstocking over the years. For this graph it is considered overstocked if the value of stocking density (assessed in m^2/pig) is lower than the minimal stipulated by legislation for the weight of those animals in the pen.



TO VIEW ANIMAL WELFARE DATA

www.pighealthcheck.ie

- The last graph displays the average number of items per pen per type of enrichment over time. The average is calculated based on the sum of the number of items in each pen assessed divided by the number of pens assessed. This calculation is done for each type of enrichment.



CREATE A ANIMAL WELFARE REPORT

www.pighealthcheck.ie

- To create a report that you can use for Bord Bia audits, click on the **Animal Welfare tab** and the sub-menu **Create Report** will appear.

Create Report

ahi **DEV** HOME ▾ BIOSECURITY ▾ ANIMAL WELFARE ▾ ANTE-MORTEM ▾ SALMONELLA ▾ ANTIMICROBIAL USAGE ▾

Overview Dashboard
Logged in as: AB001 John Doe

DASHBOARD
CREATE REPORT

Overview

Show 10 ▾ entries Search:

Farm	Biosecurity		Animal Welfare Assessment		Salmonella	
	Date of last assessment	Overall score	Date of last assessment	No. of risk categories present at farm	Sample collection month/year	Seroprevalence %
AB001	08-FEB-22	79	08-FEB-22	2	JUN 2022	0

Showing 1 to 1 of 1 entries Previous 1 Next

Pig HealthCheck
AnimalHealthIreland.ie

- Click on **Create Report**.

Create Report

Create Animal Welfare Report

Show 10 ▾ entries Search:

Herd	Name	Address	Report Name	Report Code	Action
AB001	John Doe	Main Street, Village, County	TAIL-BITING ASSESSMENT	2022	CREATE REPORT

Showing 1 to 1 of 1 entries Previous 1 Next

Pig HealthCheck
AnimalHealthIreland.ie

CREATE A ANIMAL WELFARE REPORT

www.pighealthcheck.ie

- To download the report, click on **Download Animal Welfare Report**. You can then save the report and print it.

Download Report

2022 Animal Welfare Report

Download Animal Welfare Report



Assessment and Management of risk factors for animal welfare in pig production Summary Report

Herd Number	AB001
Owner Name	John Doe
Date of Visit	08-FEB-22
PVP Name	PVP Name
Practice Name	Practice Name

RISK VALUE KEY	
Risk Statement	Risk Value
Not Observed	0
Risk Category Statement is correct	1
I was not able to identify risks associated with the Risk Category	2
I have identified that risk exists for this Risk Category	3
There are clearly risks associated with this Risk Category	4

PEN: 1	
Pen ID#	1
Section	Weaner House
Pig Type	Weaner Stage 1
Have the pigs in this pen an effective vaccination programme?	There is an effective vaccination programme for animals in this house

Veterinary Opinion On Measures Associated With Tail Biting Risk For This Pen	
Environmental Enrichment provision represents no risk for tail biting	3 - I have identified that risk exists for this Risk Category
There is adequate thermal comfort and air quality for these pigs	2 - I was not able to identify risks associated with this Risk Category
The health of these pigs provides no risk of tail biting	2 - I was not able to identify risks associated with this Risk Category
Competition issues for the pigs in this pen do not give rise to risks for tail	2 - I was not able to identify risks associated with this Risk



MY DATA AND DATA PERMISSIONS

www.pighealthcheck.ie

- This section will allow you to give permission to view your data by your Teagasc advisor, other advisors and veterinary practitioners you work with and to see your farm details (e.g. email address, mobile number, etc.). They will not be able to input or modify your data. Only your nominated attending veterinary practitioner has permission to input or modify on-farm data.

Grant Access

The screenshot shows the 'Overview Dashboard' for user 'AB001 John Doe'. The dashboard includes a navigation menu at the top with options like 'HOME', 'BIOSECURITY', 'ANIMAL WELFARE', 'ANTE-MORTEM', 'SALMONELLA', and 'ANTIMICROBIAL USAGE'. A dropdown menu for 'AB001' is open, showing 'Change Password', 'My Data' (highlighted with a hand cursor), and 'Sign Out'. Below the dashboard title, there is a search bar and a table with the following data:

Farm	Biosecurity		Animal Welfare Assessment		Salmonella	
	Date of last assessment	Overall score	Date of last assessment	No. of risk categories present at farm	Sample collection month/year	Seroprevalence %
AB001	23-MAR-22	78	23-MAR-22	4	APR 2022	0

Below the table, it says 'Showing 1 to 1 of 1 entries' and includes 'Previous' and 'Next' navigation buttons.



MY DATA AND DATA PERMISSIONS

www.pighealthcheck.ie

- The first heading **PVP Data access** allows you to give permission to view your data by other veterinary practice than your own attending veterinary. Click on the **dropdown list** to choose the practice to give access to and then click **Grant Data Access**. This will add that practice to the list of veterinary practices that can visualise your data.

Grant Access

My Data
Control your data and data permissions

PVP Data Access My Details Advisor Data Access

I hereby authorise and agree to further authorise from time to time if required by AHI, AHI and the Database Operator to allow:

NAME OF VETERINARY PRACTICE

to access my name, address, phone number, email address and herd number as provided to the database operator by Department of Agriculture, Food and the Marine (DAFM) and historical and current records on the Programme database of:

- The data from on-farm risk assessments and control plans for biosecurity
- The data from on-farm risk assessments and control plans for risk factors for tail biting
- The data from on-farm risk assessments and control plans for salmonella control, the results of tests carried out for Salmonella in my herd, and the results of tests carried out for Salmonella at slaughter as collected by the Irish National Salmonella Control Programme for pigs
- Ante mortem and Post mortem data (i.e. meat inspection data) as recorded by the DAFM Ante-Mortem Post-Mortem (AMPM) System
- Antimicrobial usage data as reported to the DAFM AMU Pig Database

relating to my participation in the PHC Programme. This is to facilitate activities including the provision of advice in relation to my herd health.

I understand that my consents herein may be revoked by me at any time by notifying the AHI Data Practitioner at ahi@animalhealthireland.ie. Revocation of consent to accessing my data will result in that data ceasing to be so accessed by the person named in this consent form.

Grant Data Access



MY DATA AND DATA PERMISSIONS

www.pighealthcheck.ie

- The second heading **My Details** show your contact details in the database. You can update your email address, address, Eircode or mobile number by clicking on the space provided and typing the updates. Then click on **Update** and your details will be updated in the database.

Update Details

My Data
Control your data and data permissions

PVP Data Access **My Details** Advisor Data Access

Herd:	AB001
Name:	John Doe
Email:	<input type="text"/>
Address:	Main Street
	Town
	County
	Ireland
Eircode:	<input type="text"/>
Mobile:	<input type="text"/>
User Group:	FARMER

If these details (address, email, phone number) are not correct please complete the CCS form (available at <https://www.gov.ie/en/service/d0f72-sign-up-to-texts-or-emails-from-the-department/>) and send it to the email address indicated in the form



NOTE: After updating please complete the CCS form available online [click here](#) and send it to the email address indicated on the form. This will ensure your data is not deleted when the database receives updates from the DAFM system.

MY DATA AND DATA PERMISSIONS

www.pighealthcheck.ie

- The third heading is **Advisor Data Access** and this allows you to give access to your data. You can do this by clicking on the dropdown list and choosing your advisor. Then click on what data you wish for your advisor to view. To finalise, click on **Grant Data Access**. The table below will be updated showing to whom you have given access to. Currently only Teagasc advisors are included but in the future it is hoped other advisors will be included. Please contact AHI if you wish to add additional advisors to your list.

Advisor Data Access

My Data

Control your data and data permissions

PVP Data Access
My Details
Advisor Data Access

I hereby authorise and agree to further authorise from time to time if required by AHI, AHI and the Database Operator to allow:

TEAGASC -

to access my name, address, phone number, email address and herd number as provided to the database operator by Department of Agriculture, Food and the Marine (DAFM) and historical and current records on the Programme database of:

- The data from on-farm risk assessments and control plans for biosecurity
- The data from on-farm risk assessments and control plans for risk factors for tail biting
- The data from on-farm risk assessments and control plans for salmonella control, the results of tests carried out for Salmonella in my herd, and the results of tests carried out for Salmonella at slaughter as collected by the Irish National Salmonella Control Programme for pigs
- Ante mortem and Post mortem data (i.e. meat inspection data) as recorded by the DAFM Ante-Mortem Post-Mortem (AMPM) System
- Antimicrobial usage data as reported to the DAFM AMU Pig Database

relating to my participation in the PHC Programme. This is to facilitate activities including the provision of advice in relation to my herd health.

I understand that my consents herein may be revoked by me at any time by notifying the AHI Data Practitioner at ahi@animalhealthireland.ie. Revocation of consent to accessing my data will result in that data ceasing to be so accessed by the person named in this consent form.

Grant Data Access

Current advisors with Permission to view your data

Advisor Name	Advisor Address	Category	Date Granted Access	Action

MY DATA AND DATA PERMISSIONS

www.pighealthcheck.ie

- If you want to remove data access click on **Remove** in the table heading **Action**.

Reomove Data Access

Current advisors with Permission to view your data				
Advisor Name	Advisor Address	Category	Date Granted Access	Action
Advisor Name	TEAGASC MOOREPARK, MOOREPARK WEST, FERMOY, CO. CORK, IRL	AM/PM	27-JUN-22	Remove
Advisor Name	TEAGASC MOOREPARK, MOOREPARK WEST, FERMOY, CO. CORK, IRL	ANTIMICROBIAL USAGE	27-JUN-22	Remove
Advisor Name	TEAGASC MOOREPARK, MOOREPARK WEST, FERMOY, CO. CORK, IRL	TAIL-BITING	27-JUN-22	Remove
Advisor Name	TEAGASC MOOREPARK, MOOREPARK WEST, FERMOY, CO. CORK, IRL	SALMONELLA	27-JUN-22	Remove
Advisor Name	TEAGASC MOOREPARK, MOOREPARK WEST, FERMOY, CO. CORK, IRL	BIOSECURITY	27-JUN-22	Remove



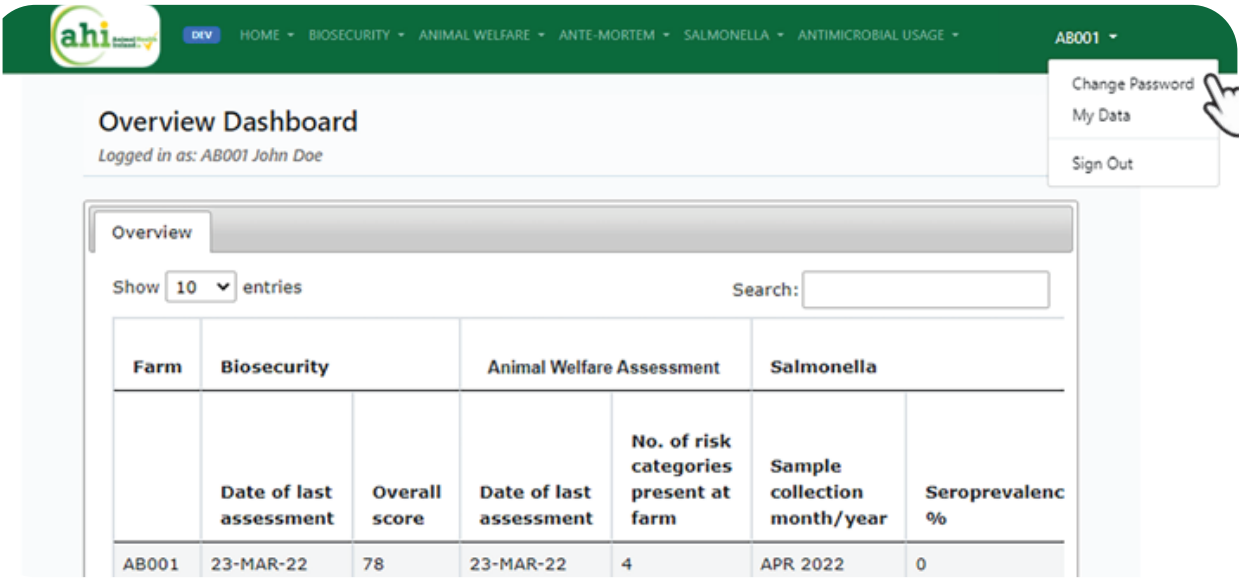
MY DATA AND DATA PERMISSIONS

www.pighealthcheck.ie

CHANGING PASSWORD

- Click **Change Password**.

Change Password

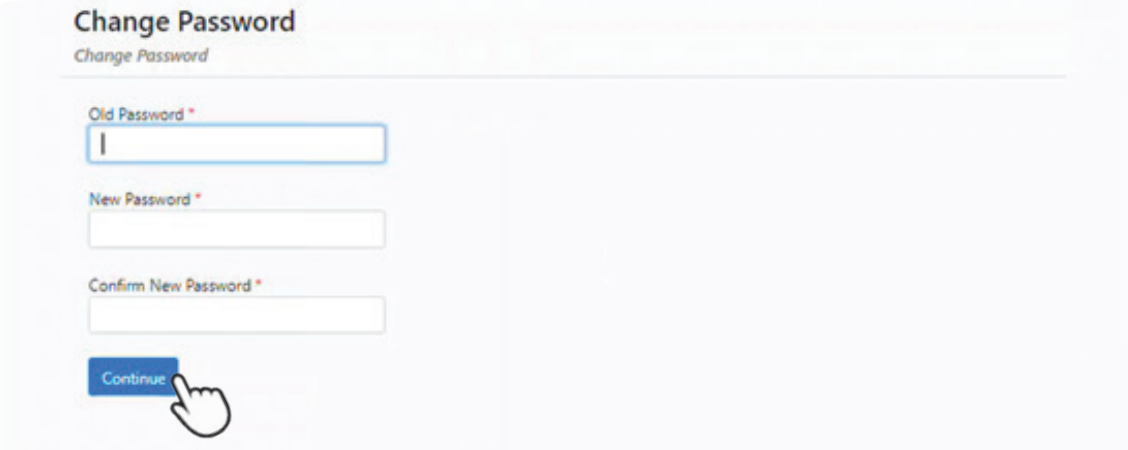


The screenshot shows the Pig HealthCheck dashboard. At the top right, a user menu is open, and a hand cursor is pointing to the 'Change Password' option. The dashboard includes a navigation bar with the 'ahi' logo and menu items like 'HOME', 'BIOSECURITY', 'ANIMAL WELFARE', 'ANTE-MORTEM', 'SALMONELLA', and 'ANTIMICROBIAL USAGE'. The user is logged in as 'AB001 John Doe'. The main content area is titled 'Overview Dashboard' and contains a table with farm data.

Farm	Biosecurity		Animal Welfare Assessment		Salmonella	
	Date of last assessment	Overall score	Date of last assessment	No. of risk categories present at farm	Sample collection month/year	Seroprevalenc %
AB001	23-MAR-22	78	23-MAR-22	4	APR 2022	0

- Type your **Old Password**, the **New Password** and then confirm your new password by typing it again on **Confirm New Password**. Click on **Continue** and your password will be changed.

Change Password



The screenshot shows the 'Change Password' form. It has three input fields: 'Old Password *', 'New Password *', and 'Confirm New Password *'. A blue 'Continue' button is at the bottom left, with a hand cursor pointing to it.

 Pig HealthCheck
AnimalHealthIreland.ie

MY DATA AND DATA PERMISSIONS

www.pighealthcheck.ie

FORGOT PASSWORD

- Click **Forgot Password** in the webpage.

Forgot Password

Sign In


Pig HealthCheck is an Animal Health Ireland-led programme co-funded by pig producers and DAFM, with the aim of improving the profitability and sustainability of the Irish pig industry through improved animal health.

Sign-in to see your herd data

User Name *

Password *

[Sign In](#) [Forgot Password](#)



- Type your email address and your username (herd number if you are a farmer). Then click **Submit**.
- An email will be sent to you. Follow the instructions and set up your password.

Forgot Password

Forgot Password


Request a new password using the Form below

*Email address not on the system?
Please contact AHI by email
(pigs@animalhealthireland.ie) or by
phoning us (+353 (0) 71 9671928)*

Email Address *

Username (Herd Number) *

[Submit](#)



www.AnimalHealthIreland.ie



PHCGUIDATA 02.05.2023



An Roinn Talmhaíochta,
Bia agus Mara
Department of Agriculture,
Food and the Marine



Bord Bia
Irish Food Board

