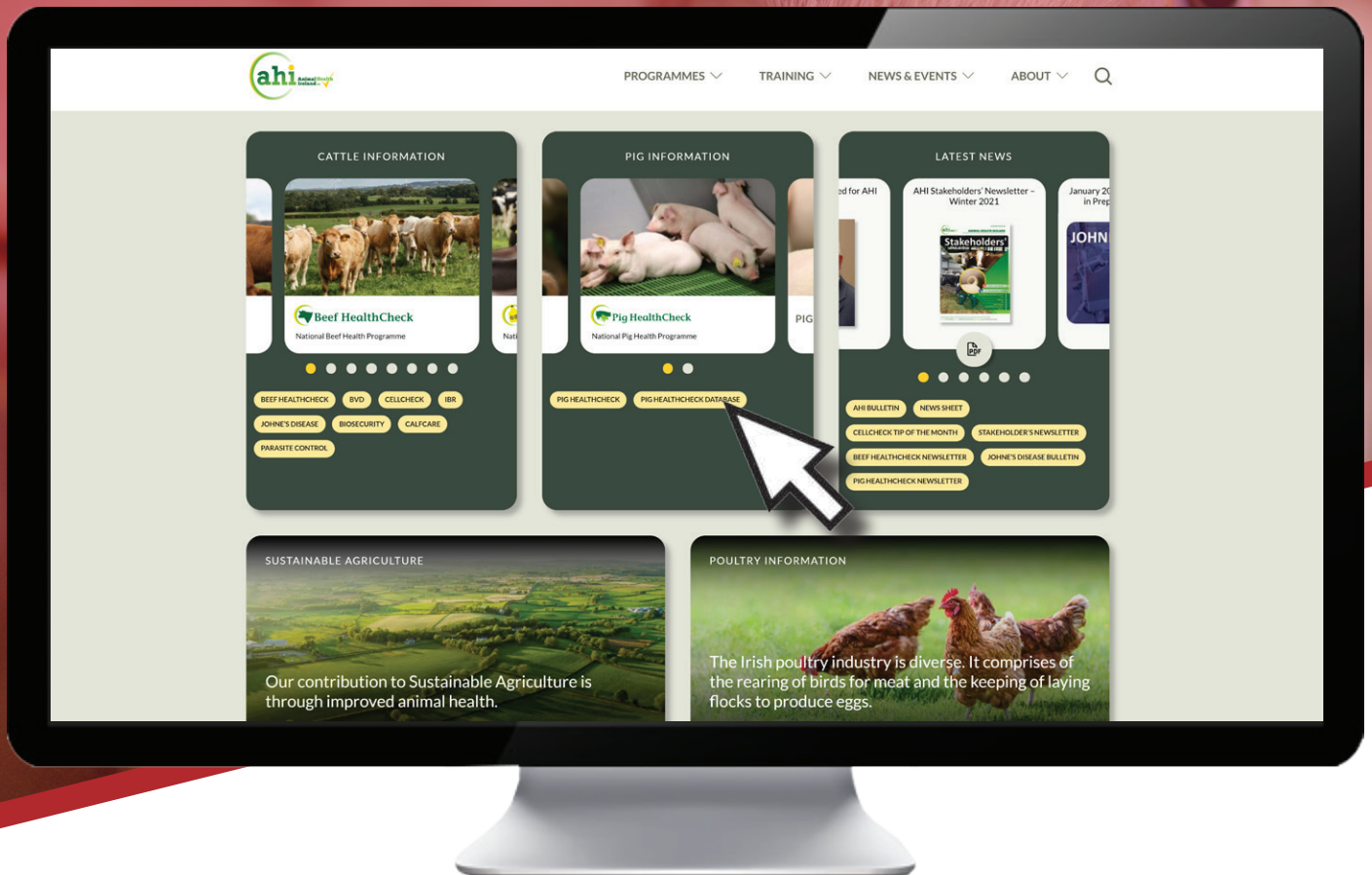


www.PigHealthCheck.ie

Step-by-step guide to viewing the Ante-Mortem Dashboard on the Pig HealthCheck database



PHCGUIDEAMDATA V1.1.1 JANUARY 2023



An Roinn Talmhaíochta,
Bia agus Mara
Department of Agriculture,
Food and the Marine



Bord Bia
Irish Food Board



Step-by-step guide to viewing the Ante-Mortem Dashboard on the Pig HealthCheck database

▶ RETURN TO CONTENTS PAGE

Access and User Profile



View Your Ante-Mortem Data - The Dashboard



Batch Reports



Latest Assessments



Benchmarking



Performance



Comparison



Step-by-step guide to viewing the Ante-Mortem Dashboard on the Pig HealthCheck database

▶ RETURN TO CONTENTS PAGE

ACCESS AND USER PROFILE

- ▶ Login at www.pighealthcheck.ie
- ▶ Your username, password and instructions on how to access the database and set-up your password will have been sent to you by email.
- ▶ When you login in for the first time please read the Terms and Conditions to access the database and tick the relevant permissions to be given.

www.pighealthcheck.ie >> Sign In



Pig HealthCheck
AnimalHealthIreland.ie

Sign In

Pig HealthCheck is an Animal Health Ireland-led programme co-funded by pig producers and DAFM, with the aim of improving the profitability and sustainability of the Irish pig industry through improved animal health.

Sign-in to see your herd data

User Name *

Password *

[Forgot Password](#)

Step-by-step guide to viewing the Ante-Mortem Dashboard on the Pig HealthCheck database

▶ RETURN TO CONTENTS PAGE

VIEW YOUR ANTE-MORTEM DATA - THE DASHBOARD

- ▶ Click on the ① **Ante-Mortem** tab and a sub-menu will appear. Click on ② **Dashboard**.

Ante-Mortem >> Dashboard

Overview Dashboard
Loaded in as: FARMA John Doe

Show 10 entries Search:

Farm	Biosecurity		Tail biting risk assessment		Salmonella	
	Date of last assessment	Overall score	Date of last assessment	% of pens where risk have been identified	Sample collection month/year	Seroprevalence
FARMA	31-JAN-22	63	05-OCT-21			

Showing 1 to 1 of 1 entries Previous 1 Next

- ▶ If you have more than one farm under your ownership a list of farms will appear in a table format. To see the data from individual farms, click on **Dashboard** in the column **Action** (not shown).
- ▶ Several headings are displayed with the first being ③ **Batch Reports**. This screen shows your farm Ante-Mortem results for all batches slaughtered. Each row represents one single batch. The column headings are as follows;
 - Slaughter date
 - Factory
 - DOA (Number of pigs dead on arrival at the factory)
 - DIL (Number of pigs died in lairage)
 - EUT (Number of pigs euthanised due to welfare reasons)
 - Docked (Percentage of docked tails)
 - Batch Findings (Ante-Mortem findings)
 - Number of Conditions (Number of pigs showing Ante-Mortem lesion(s))
 - NFHC (Number of pigs not fit for human consumption)

③ Batch Reports Latest Assessment Benchmarking Performance over time Comparison

Step-by-step guide to viewing the Ante-Mortem Dashboard on the Pig HealthCheck database

▶ RETURN TO CONTENTS PAGE

VIEW YOUR ANTE-MORTEM DATA - BATCH REPORTS

- ▶ If pigs in a ① **Batch Report** appear with Ante-Mortem conditions (see ② **Number of Conditions**). Click on the cell and a new screen will appear which will show - ③ **Slaughter Date, Pig ID, Fit for Human Consumption**, the **Condition** and the **Area Affected** by that condition for each pig.

Ante-Mortem >> Dashboard >> Batch Reports

ah! Animal Health Ireland

DEV HOME BIOSECURITY TAIL-BITING ANTE-MORTEM FARMA

Logged in as: FARMA John Doe

1 Batch Reports Latest Assessment Benchmarking Performance over time Comparison

Show 10 entries Search:

Slaughter Date	Factory	DOA	DIL	Eut	Docked	Batch Findings	Number of Conditions	NFHC
01-NOV-21	Irish Factory Ltd.	0	0	0	100		0	0
01-NOV-21	Irish Factory Ltd.	0	0	2	100		1 (Click to view)	1

2

Ante-Mortem >> Dashboard >> Number of Conditions

ah! Animal Health Ireland

DEV HOME BIOSECURITY TAIL-BITING ANTE-MORTEM FARMA

Ante-Mortem Batch Pig Details

Logged in as: FARMA John Doe

4 Back

Show 10 entries Search:

Slaughter Date	Pig ID	Fit For Human Consumption	Condition	Area Affected
01-NOV-21	37267	No	Peritonitis	Abdomen

3

- ▶ To return to Batch Reports click ④ **Back**.

Step-by-step guide to viewing the Ante-Mortem Dashboard on the Pig HealthCheck database

▶ RETURN TO CONTENTS PAGE

VIEW YOUR ANTE-MORTEM DATA - LATEST ASSESSMENTS

- The second tab is ① **Latest Assessment**. This screen shows the Ante-Mortem results of the most recent batch of pigs sent to slaughter (Batch score %), the aggregated results for the batches assessed in the last 3 rolling months (3 Month Avg. (%)) and the annual average (calendar average - Annual Avg. (%)). These results are benchmarked against the national average (calendar average - National Avg. YTD). Cells highlighted in red represent an annual average that is higher than the national annual average.

Ante-Mortem >> Dashboard >> Latest Assessments

The screenshot shows the Ante-Mortem Dashboard interface. At the top, there is a navigation bar with the AHI logo and menu items: DEV, HOME, BIOSECURITY, TAIL-BITING, ANTE-MORTEM, and FARM. Below the navigation bar, there are five tabs: Batch Reports, Latest Assessment (circled in red with a '1'), Benchmarking, Performance over time, and Comparison. The main content area displays a table with the following data:

Condition	Pigs Affected	Batch Score (%)	3 Month Avg. (%)	Annual Avg. (%)	National Avg. YTD
ABCESSATION	0	0	0	0	.019
BRUISING	0	0	0	0	0
CARDIAC INCIDENTS/STRESSED/CYANOTIC	0	0	0	.12	.039
EAR LESIONS	0	0	0	0	0
EMACIATION	0	0	0	0	.005
ERYSIPELAS/DIAMONDS	0	0	0	0	.001
FRACTURE	0	0	0	0	.004
HERNIA	0	0	0	0	.03
HINDLIMB PARESIS/PARALYSIS	0	0	0	0	.026
OTHER	0	0	0	0	.009
PERITONITIS	0	0	0	0	.005
POLYARTHRITIS	0	0	0	0	.004
RECTAL PROLAPSE	0	0	0	0	.003
RECUMBENT	0	0	0	0	.01
RESPIRATORY DISTRESS	0	0	0	0	.004
SEVERE LAMENESS	1	.8	.22	.24	.074
SYSTEMIC DISTURBANCES I.E. SEPTICAEMIA, PYAEMIA, TOXAEMIA, VIRAEEMIA	0	0	.22	.12	.002
TAIL LESIONS	0	0	0	0	.035

Step-by-step guide to viewing the Ante-Mortem Dashboard on the Pig HealthCheck database

▶ RETURN TO CONTENTS PAGE

VIEW YOUR ANTE-MORTEM DATA - BENCHMARKING

- ▶ The third tab is ① **Benchmarking**. This screen shows a graph with the percentage of pigs with lesions (any lesion) detected at Ante-Mortem in the previous 3 months for all the farms that slaughtered pigs in those 3 months. Your result will be highlighted in red with the other farm results highlighted in blue.
- ▶ On the same screen scroll down further, you will be able to view similar graphs but for each type of lesions assessed at Ante-Mortem. Click in the lesion you want to check (e.g. ② **Abscessation**). Your farm results will appear as red, while the blue results represent farms you are benchmarked against.

Ante-Mortem >> Dashboard >> Benchmarking

The screenshot displays the Ante-Mortem Benchmarking dashboard. At the top, the navigation bar includes the 'ahi' logo, a 'DEV' button, and menu items for HOME, BIOSECURITY, TAIL-BITING, ANTE-MORTEM, and FARMA. The user is logged in as 'FARMA John Doe'. The dashboard features a tabbed interface with 'Batch Reports', 'Latest Assessments', '1 Benchmarking', 'Performance over time', and 'Comparison'. The 'Benchmarking' tab is active, showing two bar charts. The first chart, titled 'AM Findings', plots the percentage of pigs affected in the last 3 months (0-100%) for various farms. The second chart, titled 'ABCESSATION', plots the percentage of pigs affected in the last 3 months (0-1.5%) for the same farms. A legend indicates 'One line per farm'. On the left, a 'Select Condition to view' dropdown menu is open, with '2 ABCESSATION' selected. The user's farm results are highlighted in red in both charts.

Step-by-step guide to viewing the Ante-Mortem Dashboard on the Pig HealthCheck database

▶ RETURN TO CONTENTS PAGE

VIEW YOUR ANTE-MORTEM DATA - PERFORMANCE

- The fourth tab is ① **Performance over time**. This screen shows a list of lesions assessed at Ante-Mortem. Click in the lesion box you want to check (e.g. ② **Abscessation**). Your farm results from the last 12 months for this lesion will appear in blue which is then compared with the national average (black line), the average of the best 25% farms (orange line) and the average of the worst 25% farms (brown line). You can select or deselect a line by clicking on the specific line in the legend of the graph.

Ante-Mortem >> Dashboard >> Performance

ah
DEV HOME BIOSECURITY TAIL-BITING ANTE-MORTEM FARMA

Logged in as: FARMA John Doe

Batch Reports Latest Assessment Benchmarking ① Performance over time Comparison

Select Condition to view

- ② ABSCESATION
- BRUISING
- CARDIAC INCIDENTS/STRESSED/CYANOTIC
- EAR LESIONS
- EMACIATION
- ERYSIPELAS/DIAMONDS
- FRACTURE
- HERNIA
- HINDLIMB PARESIS/PARALYSIS
- OTHER
- PERITONITIS
- POLYARTHRITIS
- RECTAL PROLAPSE
- RECUMBENT
- RESPIRATORY DISTRESS
- SEVERE LAMENESS
- SYSTEMIC DISTURBANCES I.E. SEPTICAEMIA, PYAEMIA, TOXAEMIA, VIRAEEMIA

ABSCESATION

% of pigs affected in the batch

Dec 21

— Your Farm — National Average — Best 25% Average — Bottom 25% Average

Date	Your Farm	National Average	Best 25% Average	Bottom 25% Average
Start	0.11	0.01	0.01	0.01
Mid	0.09	0.01	0.01	0.01
Dec 21	0.34	0.01	0.01	0.01
End	0.40	0.01	0.01	0.01

Step-by-step guide to viewing the Ante-Mortem Dashboard on the Pig HealthCheck database

▶ RETURN TO CONTENTS PAGE

VIEW YOUR ANTE-MORTEM DATA - COMPARISON

- The last tab is ① **Comparison**. This screen shows a list of lesions assessed at Ante-Mortem and in this screen you can compare your farm results over time for up to four lesions in the same graph. Click in the lesions you want to compare (e.g. Abscessation, Cardiac incidents/Stressed/Cyanotic, Severe lameness, Tail lesions) and then click ③ **Compare**.

Ante-Mortem >> Dashboard >> Comparison

The screenshot shows the 'Comparison' tab selected in the dashboard. A list of conditions is displayed with checkboxes. The 'Compare' button is highlighted at the bottom. Red circles and lines indicate the steps: 1. 'Comparison' tab, 2. the list of conditions, and 3. the 'Compare' button.

Condition	Selected
ABSCESSTATION	<input checked="" type="checkbox"/>
BRUISING	<input type="checkbox"/>
CARDIAC INCIDENTS/STRESSED/CYANOTIC	<input checked="" type="checkbox"/>
EAR LESIONS	<input type="checkbox"/>
EMACIATION	<input type="checkbox"/>
ERYSIPELAS/DIAMONDS	<input type="checkbox"/>
FRACTURE	<input type="checkbox"/>
HERNIA	<input type="checkbox"/>
HINDLIMB PARESIS/PARALYSIS	<input type="checkbox"/>
OTHER	<input type="checkbox"/>
PERITONITIS	<input type="checkbox"/>
POLYARTHRITIS	<input type="checkbox"/>
RECTAL PROLAPSE	<input type="checkbox"/>
RECUMBENT	<input type="checkbox"/>
RESPIRATORY DISTRESS	<input type="checkbox"/>
SEVERE LAMENESS	<input checked="" type="checkbox"/>
SYSTEMIC DISTURBANCES I.E. SEPTICAEMIA, PYAEMIA, TOXAEMIA, VIRAEMIA	<input type="checkbox"/>
TAIL LESIONS	<input checked="" type="checkbox"/>

Compare

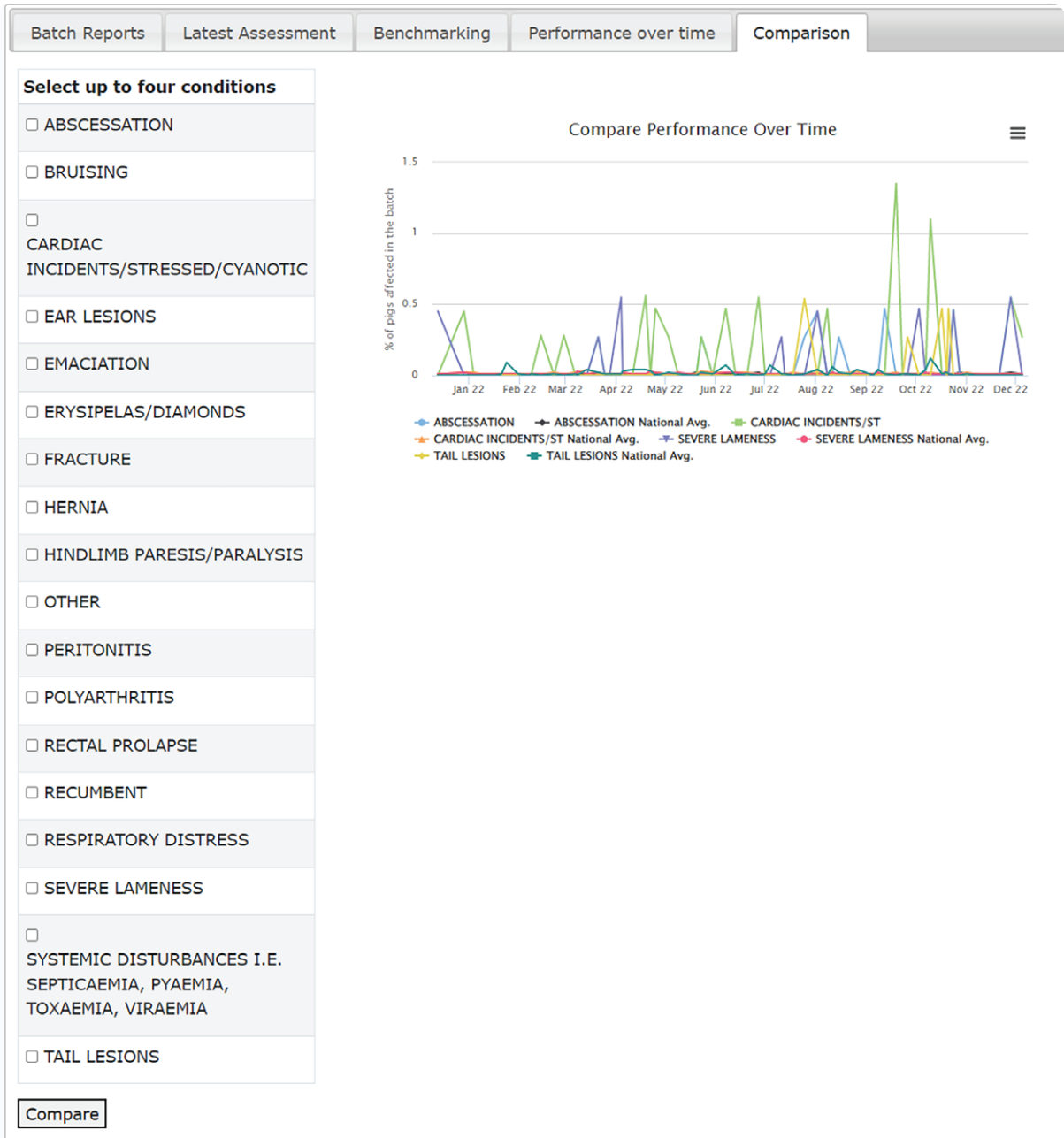
Step-by-step guide to viewing the Ante-Mortem Dashboard on the Pig HealthCheck database

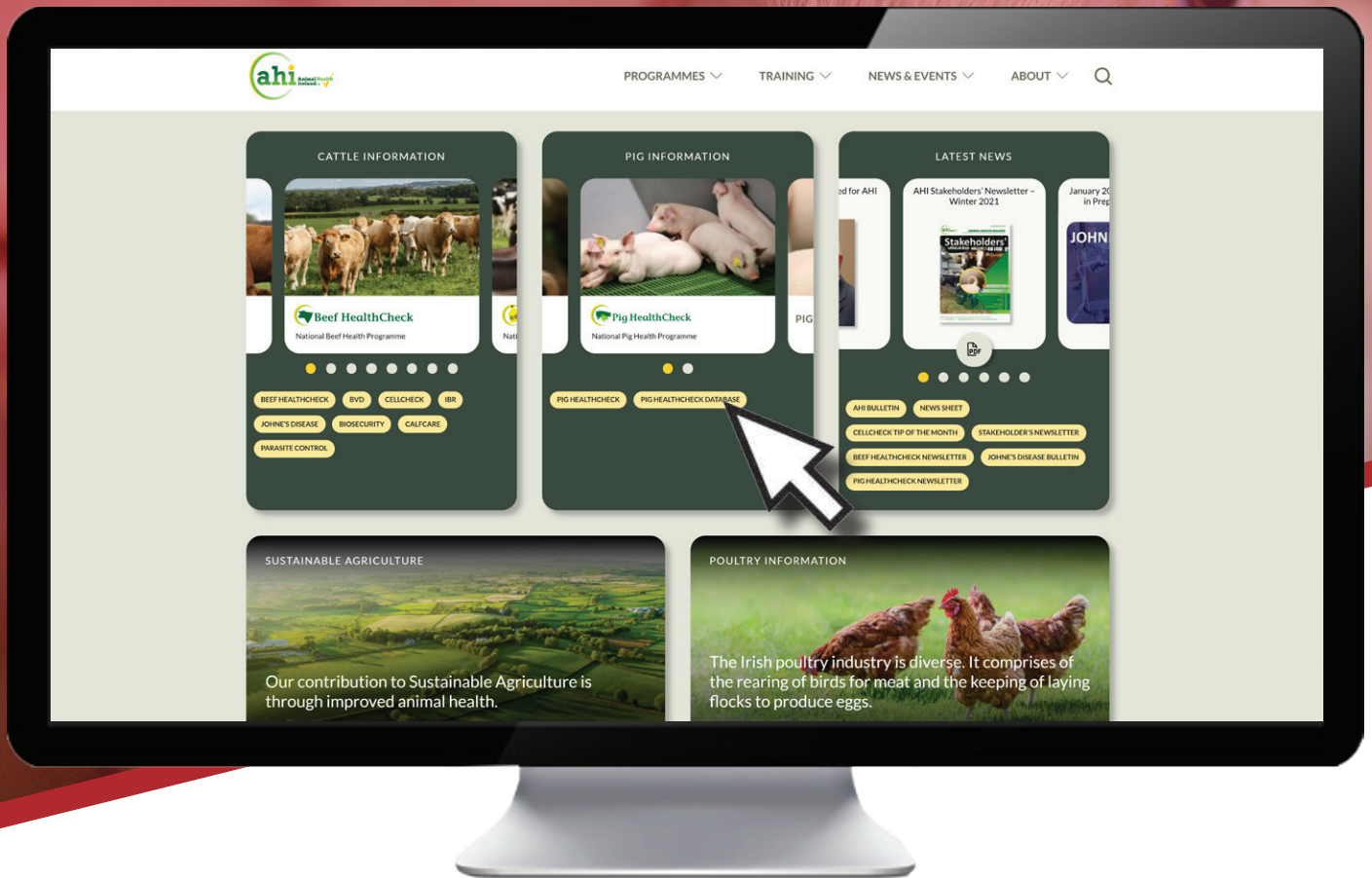
▶ RETURN TO CONTENTS PAGE

VIEW YOUR ANTE-MORTEM DATA - COMPARISON

- ▶ Your farm results from the previous year for these lesions will appear and you can compare the results between the various lesions with the national average. You can select or deselect a line by clicking on the specific line in the legend of the graph.

Ante-Mortem >> Dashboard >> Comparison





PHCGUIDEAMDATA V1.1.1 JANUARY 2023



An Roinn Talmhaíochta,
Bia agus Mara
Department of Agriculture,
Food and the Marine



Bord Bia
Irish Food Board

